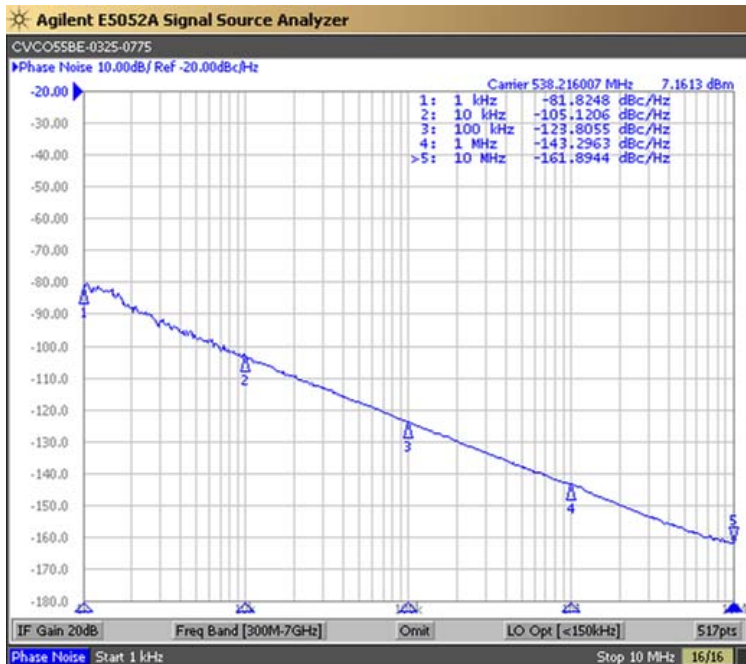


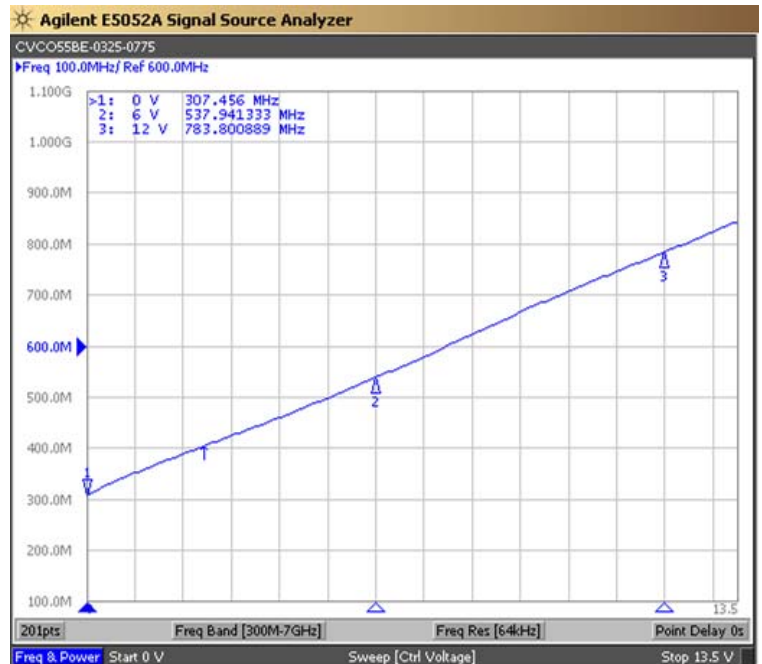


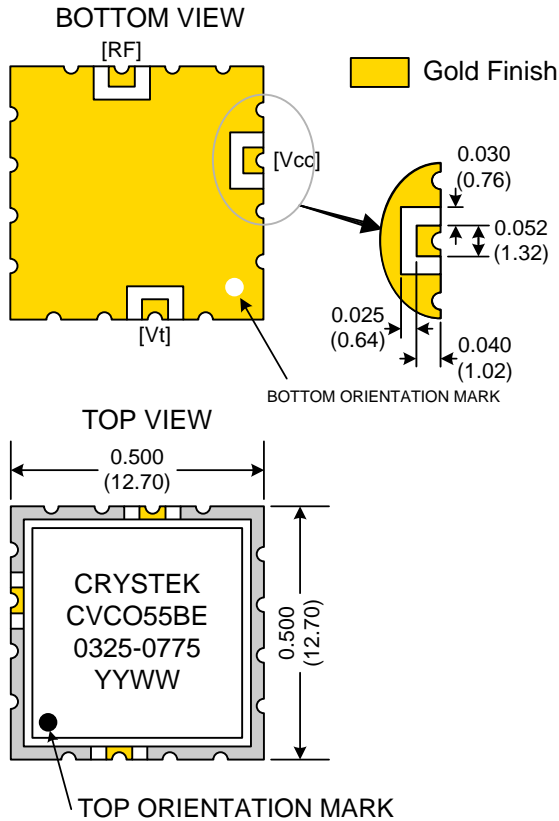
PERFORMANCE SPECIFICATION	MIN	TYP	MAX	UNITS
Lower Frequency:			325	MHz
Upper Frequency:	775			MHz
Tuning Voltage:	0		12.0	VDC
Supply Voltage:	11.75	12.0	12.25	VDC
Output Power:	0	+5.0	+10.0	dBm
Supply Current:		25		mA
Harmonic Suppression (2 nd Harmonic):		-10	-5	dBc
Pushing:		0.5	1.5	MHz/V
Pulling, all Phases:			5.0	MHz pk-pk
Tuning Sensitivity:		45		MHz/V
Phase Noise @ 10kHz offset:		-105	-99	dBc/Hz
Phase Noise @ 100kHz offset:		-126	-119	dBc/Hz
Load Impedance:		50		Ω
Input Capacitance:			330	pF
Operating Temperature Range:	-40		+85	$^{\circ}$ C
Storage Temperature Range:	-45		+90	$^{\circ}$ C

Phase Noise (1 Hz BW, Typical)



Tuning Curve (Typical)





Pad	Connection
2	Vt
10	RF-OUTPUT
14	Vcc
Others	GROUND

- Unless otherwise specified, Dimensions are in: $\frac{IN}{(mm)}$
- Pad Location Dimensions are in: Inches

TAPE AND REEL



Drawing not to scale

Product Control:			
Crystek Part Number:	CVCO55BE-0325-0775	Release Date:	02-Jul-12
Revision Level:	G	Responsible:	C. Vales

Specification is subject to change without notice