

CC2824E253R-00

OPEN BOTTOM CASE (-00)

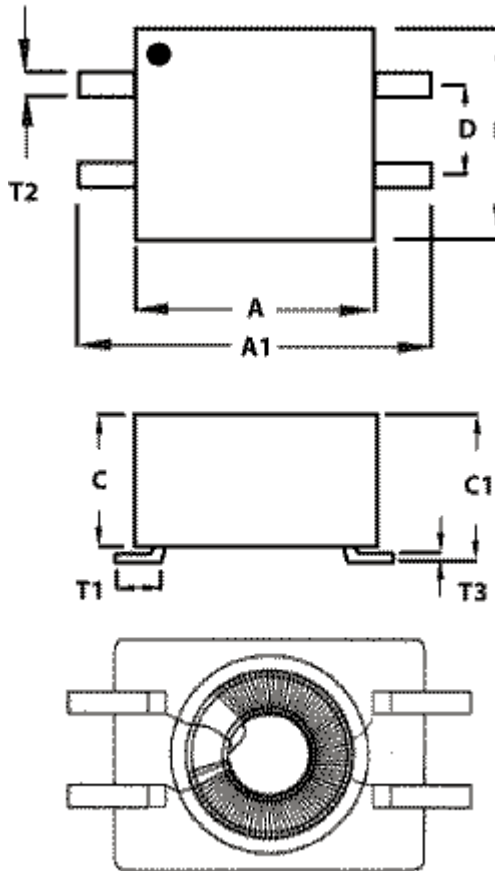


Figure #1

CLOSED BOTTOM CASE (-01)

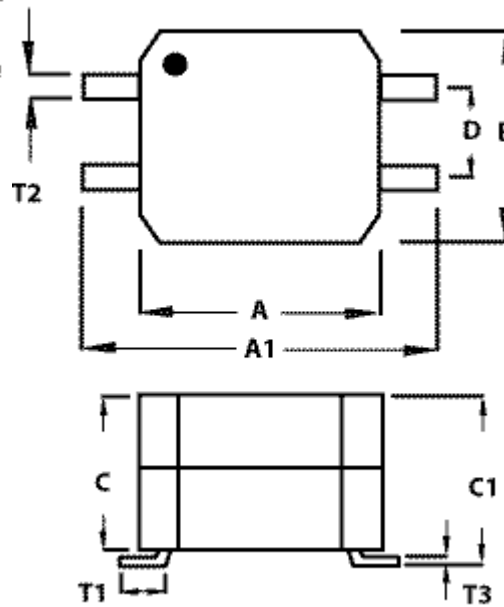


Figure #2

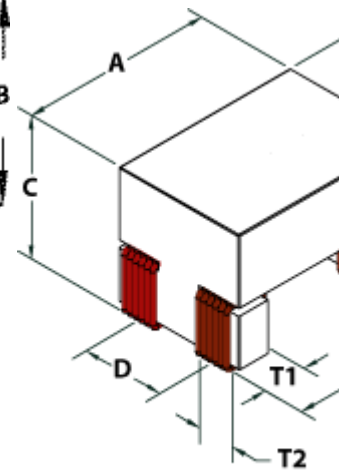


Figure #3

Drawing Figure #

Figure Number
1

Electrical Characteristics

L_p Inductance minimum	L_p Inductance nominal	L_p Inductance maximum	I_{dc}^* (mA)	DCR Typical (OHMS)	Hi-Pot (Vac) 0.5 mA 2 sec.	L Leakage (μH)	Test Conditions
17.5	25.0	32.5	800	0.13	250	1.5	100 KHz 50 mV

Physical Dimensions

A mm	A1 mm	B mm	C mm	C1 mm	D mm	A in	A1 in	B in	C in	C1 in	D in
7.50	9.00	5.50	3.80	4.90	2.54	0.295	0.354	0.217	0.150	0.193	0.100

Wire Dimensions

T1 mm	T2 mm	T3 mm	T1 in	T2 in	T3 in

