

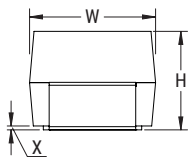
**Sample Kit Contents**

KEMET Part Number	Case Code/ Case Size	Rated Cap	Rated Voltage	DC Leakage	DF	ESR	Quantity
	KEMET/EIA	µF	VDC	µAmps +25°C Max/5 Min	% @ +25°C 120 Hz Max	mΩ @ 25°C 100 kHz Max	
T510X687M004ATE030	X/7343-43	680	4	27.2	6	30	10
T495C107M006ATE075	C/6032-28	100	6.3	6.3	8	75	10
T510E687M006ATE012	E/7360-38	680	6.3	42.8	6	12	10
T495D337M010ATE100	D/7343-31	330	10	33.0	8	100	10
T495X477M010ATE045	X/7343-43	470	10	47.0	10	45	10
T495V686M016ATE180	V/7343-20	68	16	10.9	6	180	10
T495D107M016ATE100	D/7343-31	100	16	16.0	8	100	10
T495X476M020ATE065	X/7343-43	47	20	9.4	8	65	10
T510X107M020ATE035	X/7343-43	100	20	20.0	8	35	10
T495D476M025ATE120	D/7343-31	47	25	11.8	6	120	10
T495X336M035ATE100	X/7343-43	33	35	11.6	6	100	10
T510X476M035ATE055	X/7343-43	47	35	16.5	8	55	10
T510X106M050ATE090	X/7343-43	10	50	5.0	8	90	10
T495X106M050ATE250	X/7343-43	10	50	5.0	8	250	10

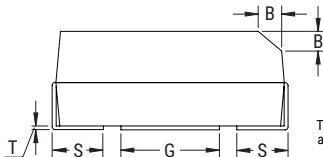
**Dimensions – Millimeters (Inches)**

Metric will govern

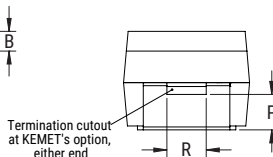
CATHODE (-) END VIEW



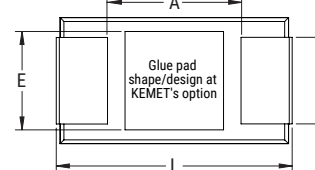
SIDE VIEW



ANODE (+) END VIEW



BOTTOM VIEW




Case Size		Component												
KEMET	EIA	L*	W*	H*	F* ±0.1 ±(0.004)	S* ±0.3 ±(0.012)	B* ±0.15 (Ref) ±0.006	X (Ref)	P (Ref)	R (Ref)	T (Ref)	A (Min)	G (Ref)	E (Ref)
C	6032-28	6.0±0.3 (0.236±0.03)	3.2±0.3 (0.126±0.012)	2.5±0.3 (0.098±0.012)	2.2 (0.087)	1.3 (0.051)	0.5 (0.020)	0.10±0.10 (0.004±0.004)	0.9 (.035)	1.0 (0.039)	0.13 (0.005)	2.5 (0.098)	2.8 (0.110)	2.4 (0.094)
D	7343-31	7.3±0.3 (0.287±0.012)	4.3±0.3 (0.169±0.012)	2.8±0.3 (0.110±0.012)	2.4 (0.094)	1.3 (0.051)	0.5 (0.020)	0.10±0.10 (0.004±0.004)	0.9 (0.035)	1.0 (0.039)	0.13 (0.005)	3.8 (0.150)	3.5 (0.138)	3.5 (0.138)
X	7343-43	7.3±0.3 (0.287±0.012)	4.3±0.3 (0.169±0.012)	4.0±0.3 (0.157±0.012)	2.4 (0.094)	1.3 (0.051)	0.5 (0.020)	0.10±0.10 (0.004±0.004)	1.7 (0.067)	1.0 (0.039)	0.13 (0.005)	3.8 (0.150)	3.5 (0.138)	3.5 (0.138)
E	7360-38	7.3±0.3 (0.287±0.012)	6.0±0.3 (0.236±0.012)	3.6±0.2 (0.142±0.008)	4.1 (0.161)	1.3 (0.051)	0.5 (0.020)	0.10±0.10 (0.004±0.004)	0.9 (0.035)	1.0 (0.039)	0.13 (0.005)	3.8 (0.150)	3.5 (0.138)	3.5 (0.138)
V	7343-20	7.3±0.3 (0.287±0.012)	4.3±0.3 (0.169±0.012)	2.0 (0.079)	2.4 (0.094)	1.3 (0.051)	N/A	0.05 (0.002)	N/A	N/A	0.13 (0.005)	3.8 (0.150)	3.5 (0.138)	3.5 (0.138)

Notes: (Ref) – Dimensions provided for reference only. No dimensions provided for B, P or R because low profile cases do not have a bevel or a notch.


\* MIL-PRF-55365/8 specified dimensions

## Moisture Sensitivity Notice

These KEMET devices are Moisture Sensitivity Level 3 (MSL3) rated per J-STD-020D. Mass production quantities are packaged in moisture resistant packaging and must be handled per J-STD-020D MSL3 requirements.



[www.kemet.com/T495](http://www.kemet.com/T495)



[www.kemet.com/T510](http://www.kemet.com/T510)