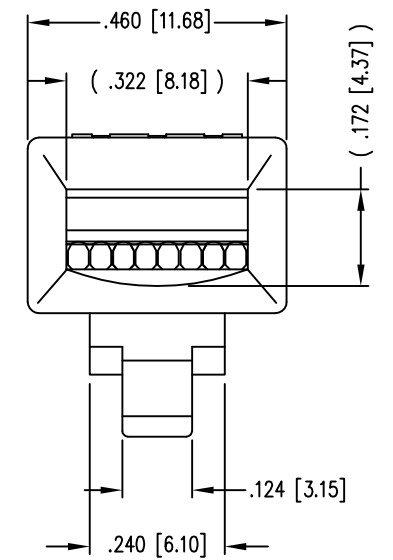
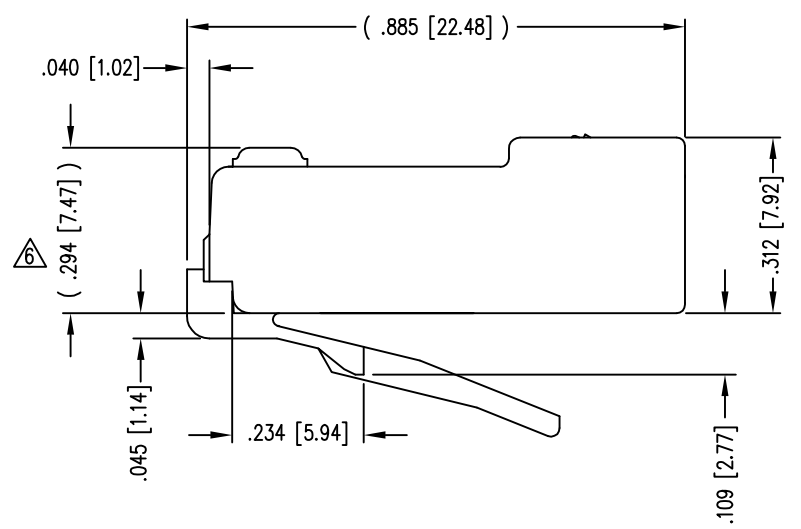
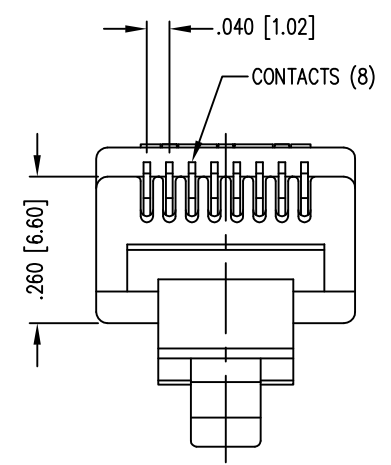
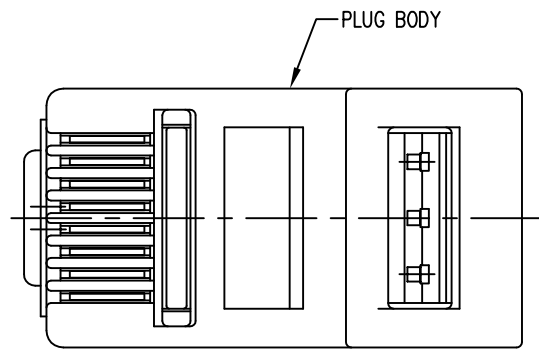


2

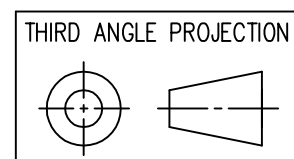
1

DATE	REV	ECN	APP'D. BY
1-29-09	B6	8642	TA
1-12-10	B7	8886	TRM
5-22-12	B8	9471	SMN
1-5-15	B9	10165	TRM



- NOTES:
- 1- PLUG KIT CONSISTS OF :  
PRE-INSERTED PLUG HOUSING
  - 2- MATERIALS :  
FRONT HOUSING PLASTIC : CLEAR POLYCARBONATE, UL 94-V0  
CONTACTS : PHOSPHOR BRONZE, SELECTIVE GOLD PLATING
  - 3- CONTACTS TERMINATE STRANDED CONDUCTORS UP  
TO .037 [0.94] OUTSIDE DIAMETER OF INSULATION.
  - 4- FOR PRODUCT SPECIFICATION SEE PRO26-01.
  - 5- DIMENSIONS AND TOLERANCES COMPLY WITH TIA-1096 STANDARD.
- ⚠ TERMINATED PLUG HEIGHT: .237 [6.02] ±.005 [0.13]

BULK	50 MICRO-INCHES [1.27um]	940-SP-3088R
PACKAGE	CONTACT PLATING IN MATING AREA	PART NUMBER



1118 Susquehanna Trail South  
Glen Rock, PA 17327-9199  
(717) 235-7512  
<http://www.stewartconnector.com>

DO NOT SCALE DRAWING  
DRAWING IS SUBJECT TO  
CHANGE WITHOUT NOTICE

TITLE: EIGHT CONDUCTOR/EIGHT POSITION LINE CORD MODULE  
WITH RADIAL BACK; COLOR: CLEAR

DIMENSIONS: INCHES [METRIC]  
UNLESS OTHERWISE SPECIFIED  
TOLERANCES ARE ±.005 [0.13]  
ANGLES ARE ± 1°

THIS DRAWING AND THE SUBJECT MATTER SHOWN THEREON ARE  
CONFIDENTIAL AND THE PROPRIETARY PROPERTY OF STEWART CONNECTOR  
AND SHALL NOT BE REPRODUCED, COPIED, OR USED IN ANY MANNER WITHOUT  
PRIOR WRITTEN CONSENT OF STEWART CONNECTOR. THIS PRODUCT  
MAY BE PROTECTED BY ONE OR MORE OF THE FOLLOWING US PATENTS:  
5628647 6402559 6409535 6524128  
7753717 8033863  
OTHER PATENTS MAY BE PENDING.

DRN BY:	SAR	DATE	1-20-03
APPD BY:	RGC	DATE	1-20-03
DWG NO.	CT300010	REV.	B9

SHEET NO. 1 OF 1



2

1

AutoCAD

REV. 7/3/03

B

B

A

A