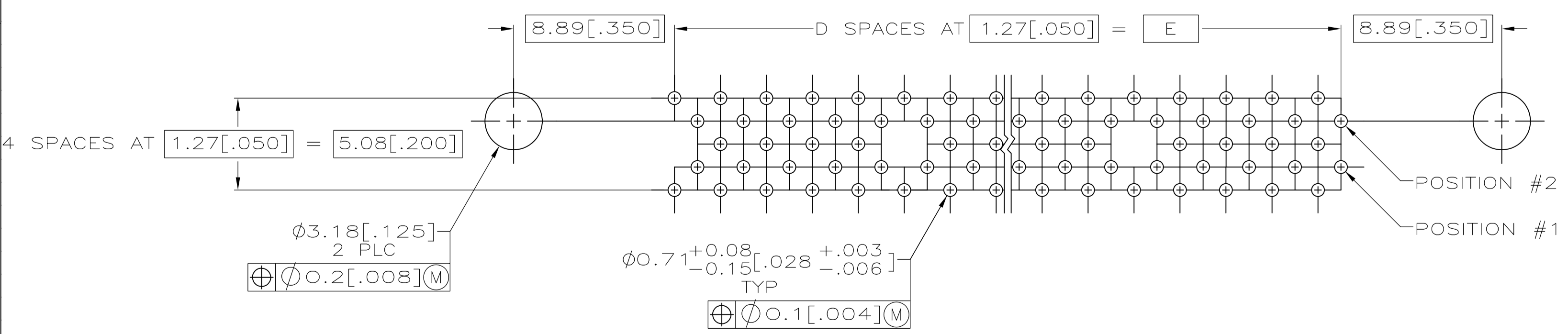
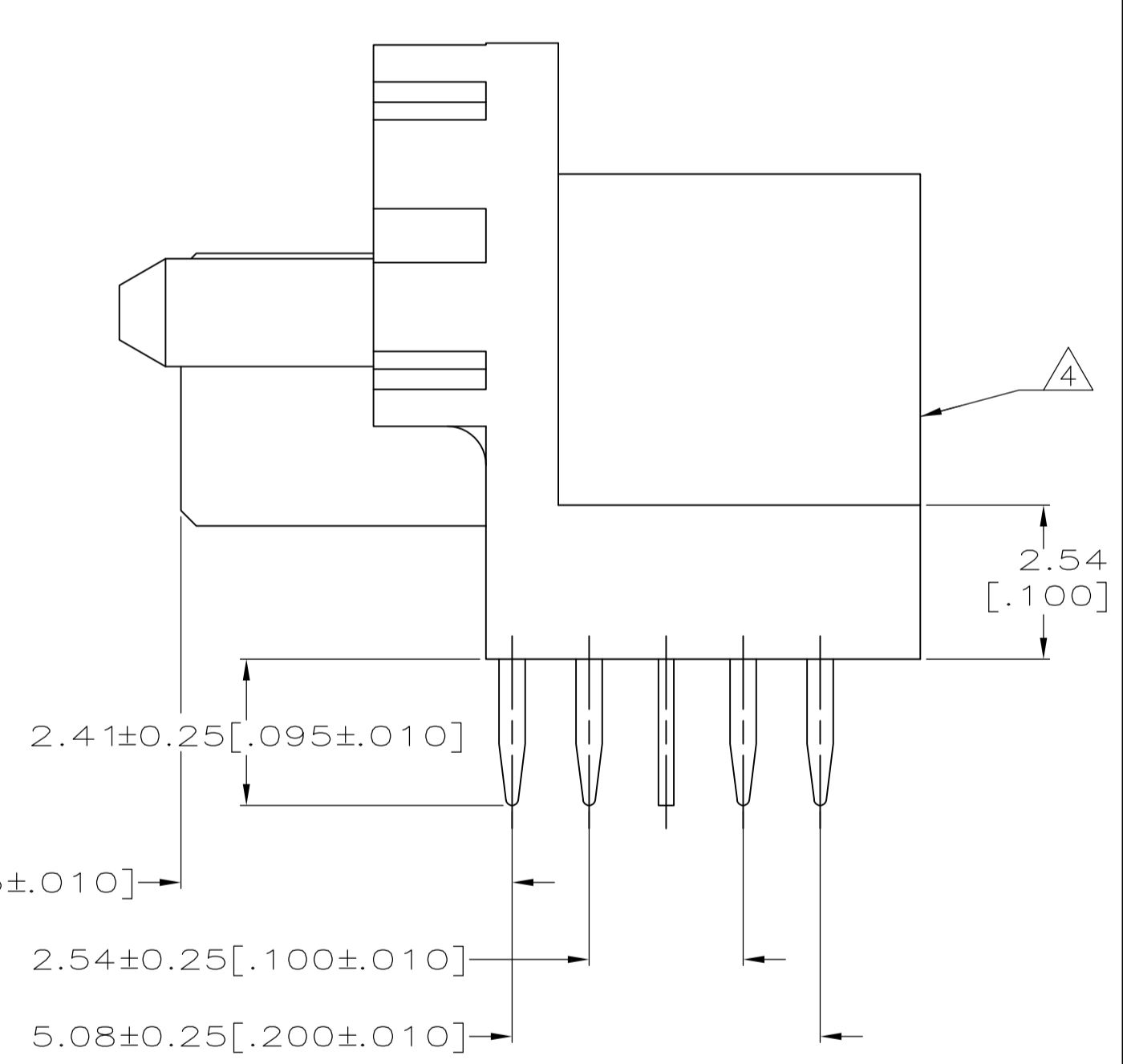
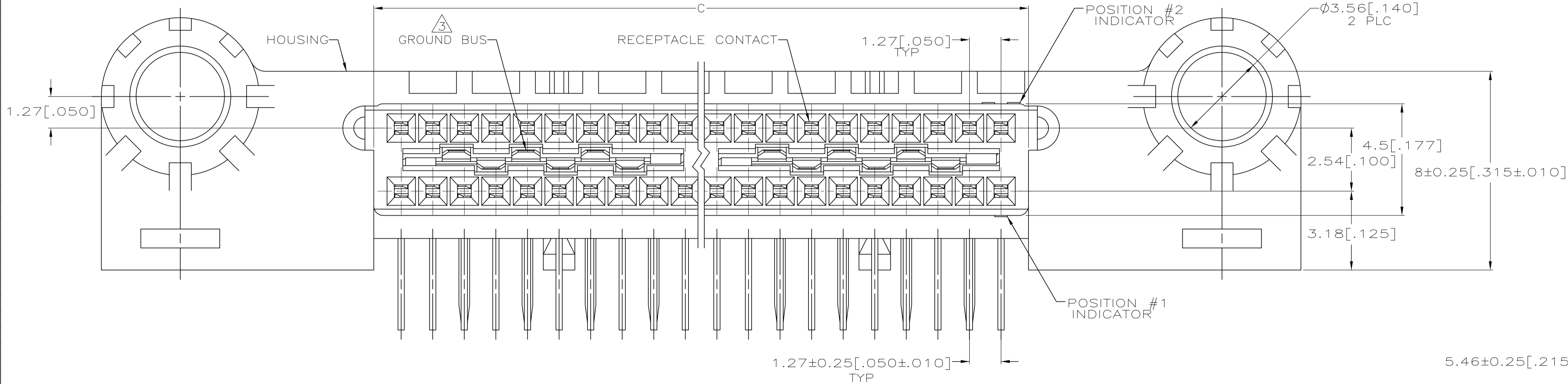


- ① MOLDED PARTS: HIGH TEMPERATURE THERMOPLASTIC, COLOR NATURAL.
RECEPTACLE CONTACTS: PHOSPHOR BRONZE.
GROUND BUSES: PHOSPHOR BRONZE.
- ② CONTACTS & GROUND BUSES: 0.00076(.000030) MIN. GOLD PER ASTM B 488 ON CONTACT AREA, 0.00254-0.00762(.000100-.000300) MATTE TIN PER ASTM B 545 ON SOLDER TAIL, ALL OVER 0.00127-0.00254(.000050-.000100) MATTE NICKEL PER SAE AMS-QQ-N-290 ON ENTIRE CONTACT.
- ③ ONE GROUND BUS WITH 4 TAILS PER EACH 20 RECEPTACLE CONTACTS.
- ④ ASSEMBLIES 140 POSITIONS OR SMALLER HAVE A ONE PIECE ORGANIZER. ASSEMBLIES 160 POSITIONS OR LARGER HAVE MULTIPLE ORGANIZERS OF 40 AND/OR 60 POSITIONS.



24.13[.950]	19	26.34[1.037]	41.91[1.650]	48.26[1.900]	40	5536296-9
151.13[5.950]	119	153.34[6.037]	168.91[6.650]	175.26[6.900]	240	5536296-8
OBSOLETE 125.73[4.950]	99	127.94[5.037]	143.51[5.650]	149.86[5.900]	200	5536296-6
OBSOLETE 100.33[3.950]	79	102.54[4.037]	118.11[4.650]	124.46[4.900]	160	5536296-4
87.63[3.450]	69	89.84[3.537]	105.41[4.150]	111.76[4.400]	140	5536296-3
E	D	C	B	A	NO OF POS	PART NUMBER

THIS DRAWING IS A CONTROLLED DOCUMENT.

DIMENSIONS: mm [INCHES]	TOLERANCES UNLESS OTHERWISE SPECIFIED:	DIN G. ATTADIA 01-19-05	APVD D. DIXON 01-19-05	NAME: RECEPTACLE ASSEMBLY WITH GUIDES, RIGHT ANGLE, 2.41[.095] TAIL, BOARD TO BOARD, MICRO-STRIP
0 PLC ± -	1 PLC ± -	2 PLC ± -	3 PLC ± 0.1[.005]	4 PLC ± -
ANGLES ± -				
MATERIAL	FINISH	SIZE: A1	SCALE: 10:1	RESTRICTED TO: CUSTOMER DRAWING

Tyco Electronics Corporation
 Harrisburg, PA 17105-3608

00779 ©=5536296

SCALE 10:1 SHEET 1 OF 1 REV 02