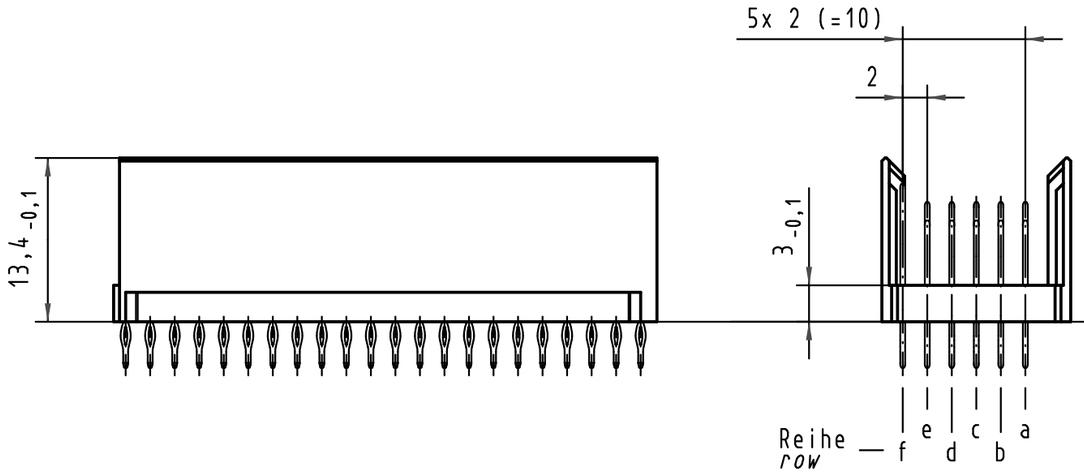

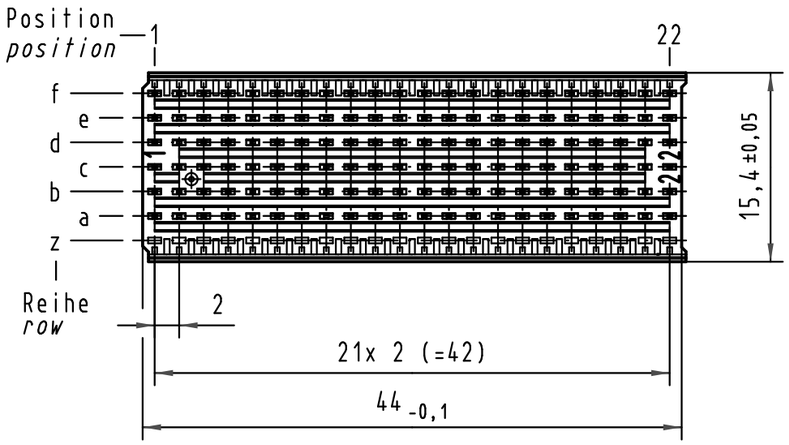

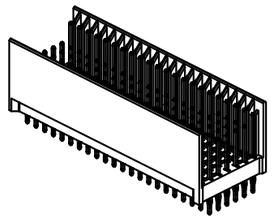

Kontakt-Maße
contact dimensions

(Längen der Steck- und Anschlußseite gelten für eingepreßte Steckverbinder)
(mating and termination length of contacts apply to pressed in connectors)

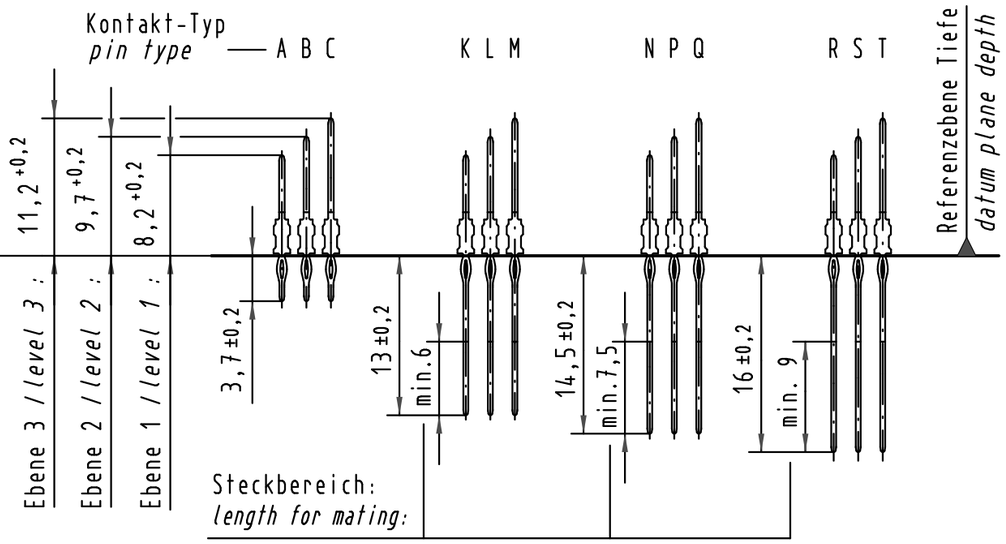

Kontaktbelegung
contact loading

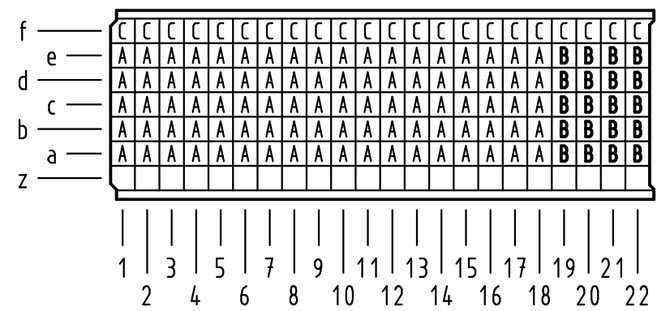

Lochbild
board drillings

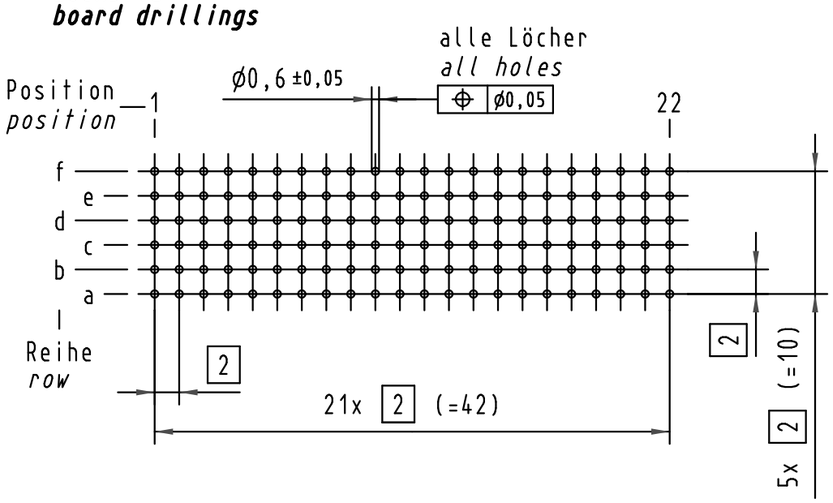

Bohrlochdurchmesser: Ø0,7 ±0,02
Lochdurchmesser (mit Oberfläche): Ø0,6 ±0,05

drill hole dia.: Ø0,7 ±0,02
finished hole dia. (after plating): Ø0,6 ±0,05

Bestell-Nr. *part-no.*	Anforderungsstufe nach IEC *performance level acc. to IEC*	Kontaktoberfläche *contact plating*
17 04 132 4201	-	min. 0,127µm Au over min. 0,635µm (25µin) PdNi over min. 1,27µm (50µin) Ni
17 04 132 2201	2	Au flash over PdNi over Ni
17 04 132 1201	1	Au flash over PdNi over Ni

All Dimensions in mm
Original Size DIN A 3

Mod.	Dat.	Name
34337	12.06.07	Hage.
28489	19.03.01	Hl.
24606		

Techn. Character.

	Dat.	Name
Detail.	20.08.98	Hl.
Insp.	20.08.98	Wei.
Stand.		

Maßstab/*Scale* 2 : 1

Nicht tolerierte Maße/*Free size tolerances*
IEC 61076-4-101

har-bus HM Messerleiste Typ B-22
132pol., Anschlußlänge 3,7mm
har-bus HM male connector type B-22
132pol., termination length 3,7mm

HARTING Electronics GmbH & Co. KG
D-32339 ESPELKAMP

TB 17 04 132 x201

Blatt/*page* /

Sub.

Alle Rechte vorbehalten/ *All rights reserved*